



Syllabus

**Cambridge International Certificate
in Teaching and Learning 6208**

**Cambridge International Diploma
in Teaching and Learning 6209**

Centres using this syllabus must use PDQ Connect for collation of evidence and the submission of ePortfolios.



Why choose Cambridge?

Cambridge Professional Development Qualifications (PDQs) provide a strong framework to support the effective continuing professional development of candidates.

They help candidates to:

- engage critically with relevant concepts, principles, theories and best practices from around the world
- apply new ideas and approaches in reflective practice in their own teaching and learning context
- formatively evaluate experiences to plan further development
- transform the quality of teaching and school leadership to improve the outcomes of students.

Cambridge PDQs are designed to be integrated into schools' professional development planning, activities and culture. They help schools to improve through cost-effective, sustainable programmes that benefit teachers and their students. They demonstrate to parents, the school community and stakeholders that the school values and nurtures staff development.

'It has encouraged experimentation of best practices and changes in teaching and leadership practices, enriched professional conversations and professional judgements of staff, and renewed interest in education among staff.'

Richard Sarpong, Head of Professional Development, International Community School, Kumasi, Ghana

Cambridge Assessment International Education is part of the Cambridge Assessment Group. Cambridge Assessment is the brand name of the University of Cambridge Local Examinations Syndicate (UCLES), which itself is a department of the University of Cambridge.

UCLES retains the copyright on all its publications. Registered centres are permitted to copy material from this booklet for their own internal use. However, we cannot give permission to centres to photocopy any material that is acknowledged to a third party even for internal use within a centre.

Contents

1 Introduction	2
Purpose of this document	2
Quality	2
The Cambridge teacher	3
Support for Cambridge Programme Leaders	4
Syllabus overview	5
Language requirements	7
What is the qualification structure	7
What does the Certificate or Diploma involve?	8
How are the Certificate and Diploma assessed?	9
Evidence requirements	9
Reflective journal	10
2 Certificate in Teaching and Learning	11
Introduction to the Certificate	11
Module 1 Exploring learning and teaching	12
Unit 1 Understanding principles of learning and teaching	12
Unit 2 Teaching an effective lesson	14
Unit 3 Facilitating active learning through effective teaching and assessment	16
Assessment criteria	18
Recommended reading	19
3 Diploma in Teaching and Learning	20
Introduction to the Diploma	20
Module 2 Teaching and learning in action	22
Module 3 Developing professional practice	25
Assessment criteria	28
Recommended reading	30
4 Cambridge ePortfolio Platform, PDQ Connect.....	31
Why use PDQ Connect?	31
What learning methods can be included in an ePortfolio?	31
What are the benefits of using PDQ Connect?	31
5 Glossary	32

1 Introduction

Purpose of this document

This syllabus sets out the details of the Certificate and Diploma in Teaching and Learning. These are Cambridge Professional Development Qualifications (PDQs) offered by Cambridge Assessment International Education.

The syllabus will help Programme Leaders in Cambridge Professional Development Centres understand the design, structure and requirements of these qualifications. It will also help them to guide their candidates accordingly.

The syllabus focuses on the learning outcomes and related scheme of assessment. For further guidance on the design principles and features of programmes leading to these qualifications please see the resources for Cambridge Professional Development Centres.

These are available at www.cambridgeinternational.org/pdq

Cambridge International retains the copyright on all its publications. Registered centres are permitted to copy material from this booklet for their own internal use. However, we cannot give permission to centres to photocopy any material that is acknowledged to a third party, even for internal use within a centre.

Quality

Cambridge PDQs are benchmarked to the Framework for Higher Educational Qualifications (FHEQ) for England, Wales and Northern Ireland. Cambridge PDQ Certificates are benchmarked to FHEQ Level 4 and Diplomas to FHEQ Level 5.

This means that teachers and leaders achieving a Cambridge PDQ are well prepared for their next step in the professional development pathway and their Cambridge PDQ has value as they progress to relevant Level 6 and 7 programmes.

'Cambridge guides and supports us in implementing the programmes, and we encourage the teachers, leaders and their schools to think creatively and be innovative in their practice. The outcomes of collaborative learning have impacted positively on schools through improved learning outcomes.'

Vardhana Lakshmi, Programme Leader CfBT Education Services, India

The Cambridge teacher

Cambridge International programmes and qualifications develop not only subject knowledge and skills but also attitudes, ways of thinking and behaviours.

There are five Cambridge teacher attributes. Cambridge teachers are:

- **confident** in teaching their subject and engaging each student in learning
- **responsible** for themselves, responsive to and respectful of others
- **reflective** as learners themselves, developing their practice
- **innovative** and equipped for new and future challenges
- **engaged** intellectually, professionally and socially, ready to make a difference.

More information on the Cambridge teacher and Cambridge learner attributes can be found at:

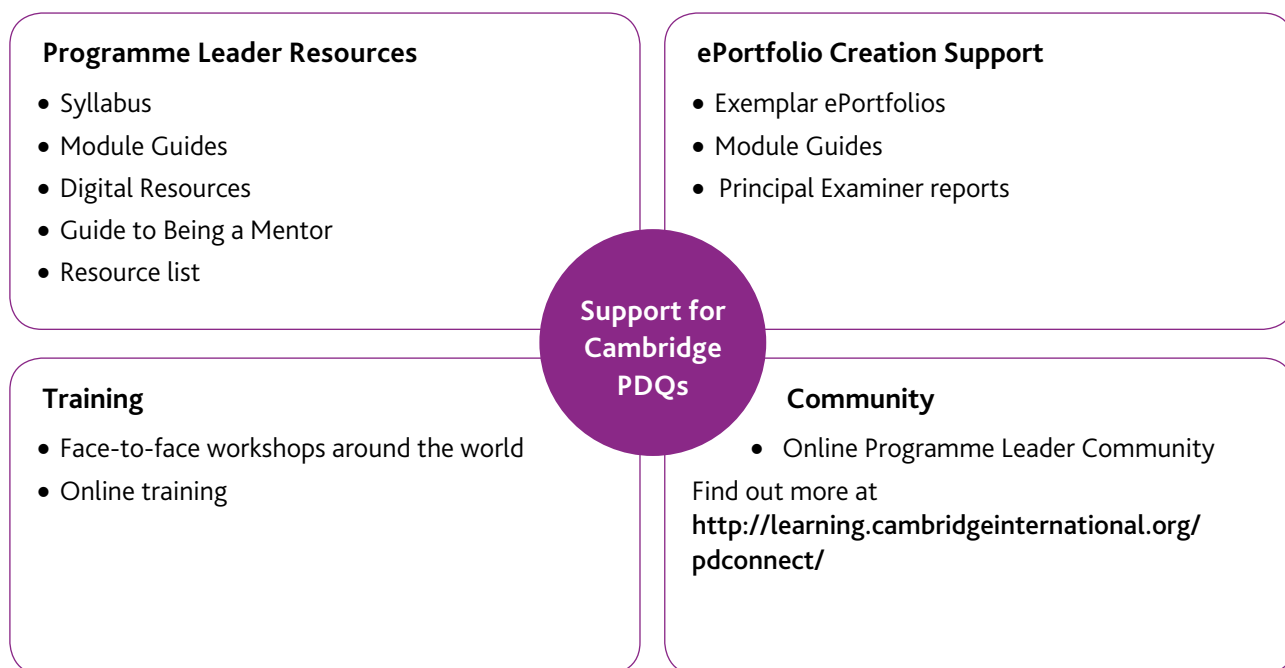
www.cambridgeinternational.org/images/271189-the-cambridge-learner-and-teacher-attributes.pdf

Support for Cambridge Programme Leaders

Every Cambridge PDQ Centre appoints a Programme Leader who is responsible for designing and managing the programme. The Programme Leader is pivotal to the quality and success of the Cambridge PDQ programme.

The role is wide-ranging, from designing and developing the programme to liaising with mentors, school leadership and Cambridge International. Being an effective Programme Leader is about shaping and supporting professional learning to have an impact on the quality of teaching and leadership in schools. Programme Leaders evaluate their professional development learning programme as part of their commitment to professional development.

We provide a wide range of practical resources, detailed guidance and innovative support so that Programme Leaders can give their candidates the best possible preparation for Cambridge PDQs.



Recommended reading

There are many resources that can support candidates during their studies. Please visit the online community on PDQ Connect to access the Module Guides, which have been developed by the Principal Examiners. These guides contain the recommended reading lists, and detailed guidance for Programme Leaders to use in their programmes.

'Getting started with ...' is a series of interactive resources which introduce and develop key areas of teaching and learning practice. They link what the research says with what happens in the classroom, and provide new ideas to help you and your teachers. Follow the link to access the full range of resources:
www.cambridgeinternational.org/teaching-and-learning/getting-started-with

Syllabus overview

The revised Certificate and Diploma syllabus has been designed to help teachers develop their professional thinking and practice, and enhance the quality of teaching and learning.

It is for practising teachers, focusing on the development of knowledge, skills and understanding in the key aspects of teaching and learning. It is inclusive and relevant to all teaching and learning contexts: from primary and secondary general education, to vocational education and training, and to further, adult and higher education. It helps candidates to explore and apply new ideas in their own context, integrate new approaches in their own practice, and demonstrate their professional development as reflective practitioners. Due to the level of support required during the programme, Programme Leaders are not permitted to compile their own ePortfolio of evidence and submit it to Cambridge International as part of their own PDQ Programme.

Candidates need to:

- be a full- or part-time teacher employed in an educational institution such as a school, college, university, or adult training centre
- teach in their current school over a full academic year, for a minimum of 24 weeks and a minimum of six hours per week
- have the regular support of a mentor who understands the essential principles that underpin this qualification, and can provide helpful advice and observations
- teach a group with a minimum of six learners
- be responsible for planning, teaching and formatively assessing groups of learners.

The Cambridge International Certificate in Teaching and Learning is for candidates who want to:

- engage with the principles and concepts of teaching and learning to improve their effectiveness as teachers
- gain the knowledge, skills and understanding to support an inclusive approach to teaching and learning
- use opportunities to try something new in their classroom practice
- engage with colleagues to improve professional knowledge and practice
- develop a reflective approach to the development of their professional practice
- progress their teaching career.

The Cambridge International Diploma in Teaching and Learning is for candidates who want to:

- critically engage with the principles and concepts of teaching and learning to improve their effectiveness as teachers
- gain further knowledge, skills and understanding to develop inclusive approaches to teaching and learning
- use opportunities to adopt different approaches to teaching and learning to improve their own practice and their students' learning
- collaborate with colleagues to improve professional knowledge and practice
- develop their reflective practice skills to evaluate and improve their classroom practice
- improve their classroom practice using the process of practitioner inquiry
- progress their teaching career.

Two essential principles underpin the design of the qualifications: effective teaching and effective professional development. Research indicates that effective teaching is the most significant positive factor contributing to students' development. The quality of a school or school system depends on the quality of its teachers and their teaching.

The characteristics of effective teachers include:

- knowing their curriculum area well
- understanding their students and meeting their needs as individuals
- encouraging students to engage actively in their own learning
- ensuring formative assessment is embedded in classroom practice
- making connections, for example, to students' experiences, the real world, and wider contexts
- using a variety of teaching strategies and activities appropriately
- being reflective and creative practitioners engaged in continuous professional learning
- being collaborative and supporting colleagues, school and community.

Research indicates that effective teacher professional development:

- is integrated into the everyday life of the school and the teacher
- considers teachers' prior knowledge and experience
- offers opportunities for reflection and learning from experience
- encourages and supports innovation and collaboration
- helps teachers to develop, and critically engage with, their own theories of learning
- enriches teachers' learning through critical engagement with the theories of others
- is sustained over time and supported by people with expertise.

The Certificate and Diploma are designed to provide for such professional development. The programme involves a spiral of professional learning, each stage being a cycle of experiential learning and reflective practice following on from the previous cycle and leading on to the next. Areas of learning are revisited systematically within the programme so that the candidate can engage with these in more depth and detail, and acquire related knowledge and skills.

The spiral of professional learning in a Cambridge PDQ programme depends particularly on three processes:

- observation
- reflection
- learning with and from mentors.

These processes work together. It is crucial that learners receive feedback to inform their continuous reflection on their learning experiences. Observation and reflection are much more effective with the support of a mentor.

The mentor develops a learning relationship with the candidate, supporting them during their work-based learning to make the most of the learning experience and to achieve the Cambridge qualification. The mentor understands the essential principles of the Cambridge PDQ, and provides helpful advice to their candidate, sharing their own experiences and knowledge.

'A good aspect of the programme is that my mentor and I would discuss my lesson and I would reflect during this discussion.'

Yu Wei, has been a teacher of mathematics for three years and currently teaches A Level students at ULink College of Shanghai, China

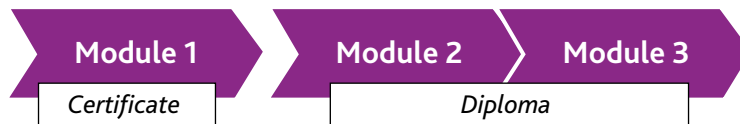
Language requirements

To take part in the Certificate or Diploma programme candidates are required to have sufficient competence in English. All candidates should have English language competence comparable to **Level B2** in the **Common European Framework of Reference for Languages (CEFR)**. This framework is provided by the Council for Europe. Further details can be found on the Council's website at http://coe.int/t/dg4/education/elp-reg/cefr_grids_EN.asp

We recommend a minimum requirement of 5.5 on the International English Language Testing System. See www.ielts.org/ for more details.

What is the qualification structure

Module 1 can be taken on its own as the Certificate. Candidates can then progress to Modules 2 and 3 to complete the Diploma.

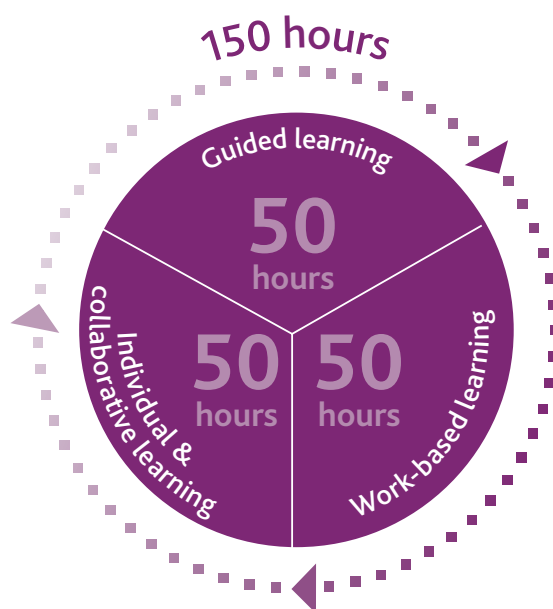


The table below shows what is involved in each module.

Learning hours in preparation	150
Recommended programme duration	4 months
Assessment	Portfolio of evidence of practice, learning and reflection
Evidence length	3600 words with work-based records

What does the Certificate or Diploma involve?

A typical Certificate or Diploma programme run by a Cambridge Professional Development Centre consists of a broad balance of activities, appropriate to the needs and circumstances of teachers and their schools. The programme is planned by the centre's programme leader and team as a coherent sequence of learning over time, with a variety of elements.



Centres must provide at least 50 hours of guided learning for each module. Candidates should integrate as much preparation time as possible into their day-to-day practice. They should allow time for background reading and discussion with their colleagues, to enrich their reflective practice.

During each stage of the programme, candidates explore a number of key questions and engage in a series of activities closely related to their everyday professional work. These activities and related reflections produce evidence for assessment.

There is an important role for a mentor to play in supporting this learning. Through discussion and their questioning skills, mentors encourage candidates to reflect on their learning and on what it means for their approaches to teaching. They also help candidates to demonstrate through examples and accounts of practice that they are:

- acquiring new skills
- learning how to use their new skills and knowledge
- linking changes in classroom practice to improvements in student outcomes.

How are the Certificate and Diploma assessed?

Candidates are assessed through an ePortfolio of evidence, submitted to a team of Cambridge International examiners using PDQ Connect, an online platform. In their portfolio, candidates demonstrate their knowledge, skills and understanding in the context of their own work. Portfolio evidence includes:

- observing a colleague's classroom practice
- planning, teaching, learning and assessment materials that arise naturally out of the teaching process
- feedback from mentor, colleagues, students and others
- the candidate's own reflections on their learning and practice.

'Cambridge PDQs help us in getting trained teachers who can cater to 21st century learners; teachers familiar with international standards of teaching and learning; teachers relating their teaching practise based on international research and theories of teaching and learning.'

Dr Vandana Lulla, , Director/Principal, Podar International School, India

Evidence requirements

In their portfolio, candidates will use the relevant Cambridge International templates to gather, organise and present their evidence to satisfy the assessment criteria. Access to PDQ Connect will be provided by the Programme Leader.

In the introduction to the portfolio, candidates provide background information about their professional experience and role, and the context in which they teach. This is their opportunity to indicate significant influences on their work and professional development. Although the introduction is not formally assessed or judged, it does help the examiner to understand the teaching context and interpret the subsequent assessment evidence. Please note, however, that a curriculum vitae is not required.

With written evidence, candidates should keep to the word limits and respond to the prompts in templates succinctly. The prompts indicate how to focus and shape explanations, reflections and other evidence. Candidates must also follow Cambridge International's rules for the format and size of digital evidence, such as images and video. Guidance for this is given on PDQ Connect.

Candidates' reflections should provide references for other people's ideas and experiences, whether these are in the form of academic publications, or posts to online discussion forums or blogs. All sources must be clearly referenced.

The Programme Leader can provide further guidance on academic honesty.

Reflective journal

Candidates will maintain a reflective journal throughout their programme of learning. By keeping a journal, candidates will more effectively evaluate their practice and develop reflective skills which will underpin their professional development.

For further support on reflective practice see:

www.cambridgeinternational.org/teaching-and-learning/getting-started-with/

'Teachers who have completed a Cambridge PDQ have a greater awareness of students being at the centre of learning and thus facilitating their independence.'

Jon Murray-Walker, Headmaster, Greensteds International School, Kenya

'The teachers have become more reflective of their practice and are able to evaluate their lessons in an effective manner. As a result they are able to conduct active and engaging lessons, thereby improving the teaching and learning process.'

Loh Ghee Juan, Cambridge PDQ Programme Leader, Ipoh International School, Malaysia

2 Certificate in Teaching and Learning

Introduction to the Certificate

Aims

In the Certificate, candidates will have the opportunity to:

- understand principles of learning and teaching and apply these principles to their own practice
- articulate their own personal theory of learning
- design coherent learning activities that focus on planning for active learning and teaching
- use approaches to teaching and learning appropriately to help students to learn more effectively
- develop their reflective practice skills to help them evaluate and develop their own practice
- learn collaboratively, supported by their colleagues..

Candidates can work towards the Certificate at their own pace, depending on their priorities and circumstances. Certification provides an international quality mark, enhancing their professional profile, and opening pathways for their further professional and career development.

Structure

The Certificate comprises three units related to practice which together form Module 1: Exploring learning and teaching

Unit 1	Understanding principles of learning and teaching
Unit 2	Teaching an effective lesson
Unit 3	Facilitating active learning through effective teaching and assessment

Each unit is set out in terms of its learning outcomes, key questions, assessment approach and evidence requirements. Assessment criteria appear at the end of this section.

- Each **learning outcome** is a statement that defines the expected goal of a curriculum in terms of demonstrable skills or knowledge that will be acquired by the candidate.
- The **key questions** show professional learning related to each learning outcome. These questions will support the candidate as they explore the knowledge required to meet the learning outcome.
- The **assessment approach and evidence requirements** explain how candidates can show that they have achieved the learning outcomes.
- The **assessment criteria** are used by Cambridge International examiners in their judgements on the quality of the evidence presented. They specify what the candidate is expected to do in order to demonstrate that they have achieved a learning outcome.

Module 1 Exploring learning and teaching

Unit 1 Understanding principles of learning and teaching

Candidates will engage with principles and concepts of learning and teaching. They will also explore what makes an effective lesson so that they can achieve the following learning outcomes.

Learning outcomes

- A:** Explain their understanding of the concept of learning and how people learn.
- B:** Review teaching methods and learning activities they use in their practice that engage and motivate students to learn.
- C:** Explain their understanding of the term 'assessment' and its purposes.
- D:** Identify and explain key features of what they think makes an effective lesson, and evaluate the impact any new learning will have on their future professional practice.

Learning outcomes and key questions

Learning outcome A: Explain their understanding of the concept of learning and how people learn.

- What is your personal understanding of the term 'learning' and how people learn?
 - What is your understanding of the major theories of learning: behaviourism, cognitivism, constructivism and humanism?
 - How does an understanding of the acquisition and participation models of learning help you to teach and your students to learn?
 - What is the relationship between 'active learning' and the theory of constructivism?
 - Why do teachers need an understanding of the concept of metacognition?
-

Learning outcome B: Review teaching methods and learning activities they use in their practice that engage and motivate students to learn.

- What is your personal understanding of the term 'motivation'?
 - Why is motivation considered to be an important part of the learning process?
 - What is the difference between intrinsic and extrinsic motivation?
 - What teaching methods and learning activities in your current classroom practice do you think engage and motivate your students to learn?
 - What teaching methods and learning activities in your experiences as a learner engaged and motivated you to learn?
-

Learning outcome C: Explain their understanding of the term 'assessment' and its purposes.

- What is your understanding of the term 'assessment'?
 - What is your experience of assessment as a learner?
 - Why is it important to know the differences between formative and summative assessment and to know their purposes?
 - What formative assessment and summative assessment methods do teachers mostly use in their classroom practice?
-

Learning outcome D: Identify and explain key features of what they think makes an effective lesson, and evaluate the impact any new learning will have on their future professional practice.

- What is the difference between assessment and evaluation?
 - Why is it important for a teacher to reflect on their classroom experiences both as a learner as well as a teacher?
 - Why does a teacher need the support of a mentor to reflect and learn from experiences?
 - How does keeping and maintaining a reflective journal help a teacher to become a more effective reflective practitioner?
 - What do you consider to be the key features of an effective lesson?
-

The role of the mentor in Unit 1

The mentor, with the candidate, will observe a lesson delivered by an experienced teacher. The mentor will hold a post-observation discussion with the candidate to support their learning of what makes an effective lesson. This discussion will provide the basis of the candidate's evidence of reflection.

Assessment

Candidates will:

- observe with their mentor an experienced teacher giving a lesson to a group of at least six students for a minimum of 40 and a maximum of 120 minutes
- discuss with their mentor, in a post-observation discussion, the key features of an effective lesson.

In their ePortfolio, candidates must submit the following.

Evidence of practice – This includes:

- *Module 1: Unit 1 Observation Visit Form*
- a copy of the lesson plan for the lesson they observed.

Evidence of learning (800 words)

- 1 Describe your personal understanding of the concept of learning and how people learn.
- 2 Identify the teaching methods and learning activities you use in your current practice that engage and motivate your students to learn.
- 3 Briefly explain why you chose these teaching methods and learning activities.
- 4 Explain the differences between formative and summative assessment and their main purposes.

Evidence of reflection (400 words)

- 1 Analyse the key features that you think make a lesson effective.
- 2 Evaluate the impact your new learning and experiences from Unit 1 have had on your practice and how this will help you to prepare for Unit 2.

Unit 2 Teaching an effective lesson

Candidates will explore the practice of teaching and learning so they can achieve the following learning outcomes.

Learning outcomes

- E:** Plan a lesson that has clear aims and objectives and a coherent structure.
- F:** Teach a lesson using active learning approaches to engage and motivate students to learn.
- G:** Teach a lesson in which students' learning is regularly checked at suitable stages using appropriate formative assessment methods.
- H:** Evaluate a lesson using feedback from their mentor and their own reflections to inform future practice.

Learning outcomes and key questions

Learning outcome E: Plan a lesson that has clear aims and objectives and a coherent structure.

- Why is lesson planning an important part of a teacher's role?
 - What is the difference between an aim and an objective?
 - Why must a lesson plan have clear aims and objectives?
 - What is the basic structure of a coherent lesson?
 - How does having clear aims and objectives, and sharing them with students, help to develop their metacognitive skills?
-

Learning outcome F: Teach a lesson using active learning approaches to engage and motivate students to learn.

- Why should new learning be built upon students' existing learning?
 - Why do active learning approaches to teaching and learning help to engage and motivate students to learn?
 - How do the selection, design and use of resources enhance learning, and engage and motivate students to learn?
 - What questions can students ask of themselves at the beginning, during and at the end of a given task or activity?
-

Learning outcome G: Teach a lesson in which students' learning is regularly checked at suitable stages using appropriate formative assessment methods.

- What are the advantages and limitations of commonly used formative assessment methods used by teachers in their classroom practice?
 - Why is it important to check the students' learning at different stages in a lesson?
 - What strategies do teachers use to make classroom questioning effective?
 - Why must students be provided with opportunities to show their thinking and progress in learning?
-

Learning outcome H: Evaluate a lesson using feedback from their mentor and their own reflections to inform future practice.

- What are the features of an effective lesson?
 - Why is it important to determine if all the students achieved all the intended learning objectives or outcomes in a lesson?
 - Why does observation feedback provided by a mentor help to evaluate a lesson more rigorously than relying only on self-reflection?
 - What new learning have you recently acquired from reading, research and discussion with colleagues during individual study, and from applying new ideas and approaches in your work-based practice?
-

The role of the mentor in Unit 2

The mentor will lead a discussion before the taught lesson and then observe the candidate delivering the lesson. During the post-observation discussion, the mentor will give feedback to the candidate on the observed lesson and help the candidate to reflect on how effective the lesson was in supporting the students in meeting the stated outcomes. The mentor will help the candidate identify key strengths and areas for improvement in their teaching practice.

Assessment

Candidates will:

- plan, prepare, teach and evaluate a lesson
- arrange for the lesson to be observed by their mentor to provide formative feedback for reflective practice.

In the portfolio, candidates must submit the following.

Evidence of practice – This includes:

- *Module 1: Unit 2 Lesson Plan*
- *Module 1: Unit 2 Observer Feedback Form.*

Evidence of learning (600 words)

- 1 Explain why a lesson plan must have clear aims and objectives and a coherent structure.
- 2 Explain why new learning should be built on students' existing learning.
- 3 Identify the assessment methods used during the lesson and explain why they were used.

Evidence of reflection (600 words)

- 1 Evaluate the effectiveness of the lesson, highlighting what aspects helped to engage and motivate the students to learn.
- 2 Evaluate the impact your new learning and experiences from Unit 2 have had on your practice and how this will help you to prepare for Unit 3.

Unit 3 Facilitating active learning through effective teaching and assessment

Candidates will build on their learning from Unit 2 to develop a deeper understanding of the teaching concepts and principles they engaged with so that they can achieve the following learning outcomes.

Learning outcomes

- I:** Plan a sequence of lessons that are coherent and have well-defined links to previous learning and the learning objectives.
- J:** Teach lessons that are effectively managed using active learning strategies and where learning is often differentiated.
- K:** Teach lessons using formative assessment methods to support and monitor the students' learning.
- L:** Evaluate lessons to identify strengths and areas for further development in classroom practice

Learning outcomes and key questions

Learning outcome I: Plan a sequence of lessons that are coherent and have well-defined links to previous learning and the learning objectives.

-
- What are the key features of a coherent lesson plan?
 - Why should teachers plan sequences of lessons?
 - Why should the content of lesson plans have well-defined links to the students' previous learning and the learning objectives?
 - Why should teachers use a variety of teaching and learning strategies when planning sequences of lessons?
-

Learning outcome J: Teach lessons that are effectively managed using active learning strategies and where learning is often differentiated.

-
- What strategies can be used to manage lessons effectively?
 - Why should teachers use a variety of teaching methods and learning activities that are mainly based on active learning approaches?
 - How can learning be differentiated to meet the needs of students across the full range of abilities?
 - How can teachers develop the higher-order thinking skills of all students?
-

Learning outcome K: Teach lessons using formative assessment methods to support and monitor the students' learning

-
- What is your understanding of the basic principles of assessment?
 - How do you use formative assessment in your practice to support as well as monitor your students' learning?
 - Why does having an understanding of the concept of Assessment for Learning (AfL) help a teacher to use formative assessment methods more effectively?
 - Why is providing formative feedback an important part of AfL practice?
-

Learning outcome L: Evaluate lessons to identify strengths and areas for further development in classroom practice.

- What criteria can be used to judge the effectiveness of a lesson?
 - Why is it important that observer feedback and self-reflection identifies both strengths and areas for further development in teaching and learning when evaluating lessons?
 - How can teachers 'measure' the impact their teaching has had on the students' learning?
 - How are you developing the Cambridge learner and teacher attributes in your professional practice?
-

The role of the mentor in Unit 3

The mentor will hold a pre-lesson discussion and then observe the candidate delivering the lesson. During the post-observation discussion, the mentor will give feedback to the candidate on the observed lesson and help the candidate to reflect on how effective the lesson was in supporting the students in meeting the stated outcomes. The mentor will help the candidate identify key strengths and areas for improvement in their teaching practice.

Assessment

Candidates will:

- plan and teach a lesson from a sequence of lessons
- arrange for the lesson to be observed by their mentor to provide formative feedback for reflective practice
- select and analyse a range of teaching activities used in a sequence of lessons.

In the portfolio, candidates must submit the following.

Evidence of practice – This includes:

- *Module 1: Unit 3 Lesson Plan*
- *Module 1: Unit 3 Observer Feedback Form*
- *Module 1: Unit 3 Teaching Activity Log.*

Evidence of learning (400 words)

- 1 Explain why learning activities are frequently differentiated.
- 2 Describe the strategies you use to manage the lessons effectively.
- 3 Explain how formative assessment and feedback supports student learning

Evidence of reflection (800 words)

- 1 Analyse the range of activities used across a sequence of lessons, and judge the impact your teaching has had on your students' learning.
- 2 Evaluate the significant developments in your own professional practice as a result of your Certificate programme experiences, and those aspects that require further development in the future.

Assessment criteria

Candidates will be assessed for the Certificate according to the following criteria, applied to the portfolio of evidence as a whole:

- 1 Understanding teaching and learning.
- 2 Developing thinking and practice in teaching.
- 3 Analysis and discussion.
- 4 Communication and presentation.

DISTINCTION	
Understanding teaching and learning	Demonstrates a well-focused understanding of relevant concepts and principles, with evidence of analysis of strengths and weaknesses. Applies relevant concepts and principles to own practice, with evidence of critical evaluation and limitations.
Developing thinking and practice	Evidences effective practice, with a well-focused understanding of relevant theories and principles underlying practice in teaching, and applied to own practice. Evidence of reflective evaluation of own practice, and identification of learning from experience.
Analysis and discussion	Analyses questions and issues arising from study, enquiry, discussion and experience, in a well-focused manner, supported by relevant and useful examples drawn from valid and reliable evidence. Evidence of a range of information sources to inform the analysis and discussion. Well-structured work.
Communication and presentation	Presents ideas, arguments and information in a well-structured and consistent manner. Professional approach to presentation of work, with opinions only given when justified and/or backed up by evidence. Academic conventions followed, with appropriate referencing to published work or other accepted sources of evidence.

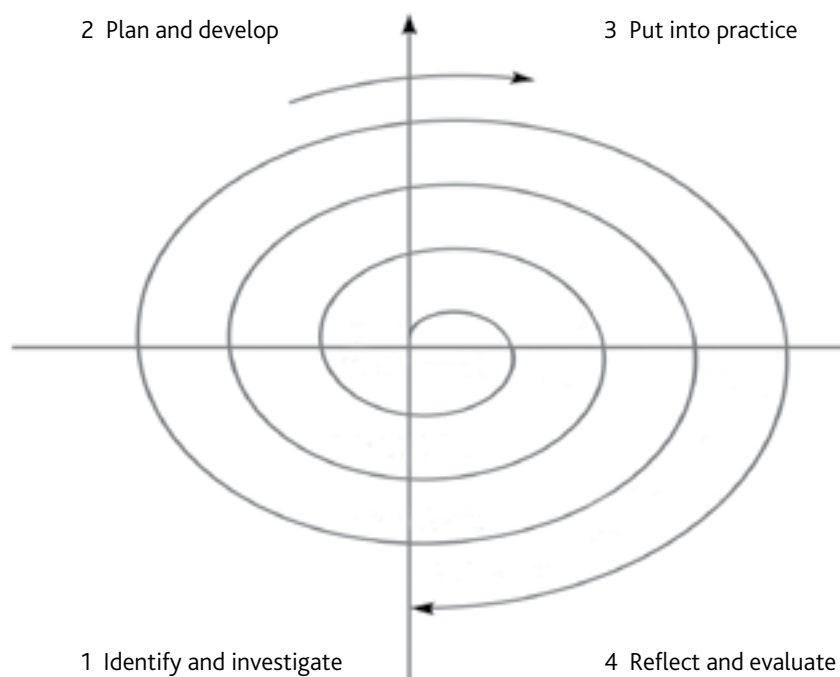
PASS	
Understanding teaching and learning	Demonstrates a broad understanding of relevant concepts and principles, and is able to apply these in a meaningful way to own practice.
Developing thinking and practice	Evidences effective practice, with a sound and largely accurate understanding of relevant theories and principles underlying practice in teaching. Some evidence of application of theories and principles to own practice. Some evidence of reflective evaluation.
Analysis and discussion	Analyses questions and issues arising from study, enquiry and experience in a sound and largely appropriate manner. Some use of relevant examples drawn from sound evidence. Use of some different information sources to inform discussion and analysis. Structured approach to analysis and discussion.
Communication and presentation	Presents ideas, arguments and discussions in an orderly and generally consistent manner. Professional approach to presentation of work. Opinions may be expressed at times without evidential or other accepted support. Academic conventions mostly followed, with attempt to reference appropriately.
FAIL	
Understanding teaching and learning	Demonstrates inadequate or poor understanding of relevant concepts and principles. Application to own practice may be very limited, inadequate or inappropriately applied.
Developing thinking and practice	Little or poor evidence of linking effective practice with theories and principles. Limited or inaccurate understanding of relevant theories and principles. Little evidence of application of theories and principles to own practice.
Analysis and discussion	Descriptive accounts, with inaccuracies and misunderstandings in places. Opinions and views expressed, but without links to evidence and/or relevant examples. Work likely to be poorly organised and structured.
Communication and presentation	Work demonstrates significant weaknesses in presentation and may be poorly structured, not well organised and not presented in a professional manner. Opinions may be given at length without any attempt to provide support from other sources.

3 Diploma in Teaching and Learning

Introduction to the Diploma

Aims

The Cambridge International Diploma in Teaching and Learning is built on a spiral of learning and development. By reflecting on and evaluating the experiences in each module, further areas for development are identified, and the cycle begins again, this time incorporating new understanding and capabilities. Conscious engagement with this spiral of development results in higher-quality teaching.



In the Diploma, candidates will have the opportunity to:

- understand principles of learning and teaching, and relate these critically to their own practice
- critically engage with educational theory and research evidence to inform and develop their professional thinking
- design coherent lessons and schemes of learning that focus on planning for active learning and teaching
- use a variety of approaches to teaching and learning appropriately to help students to learn more effectively
- develop their personal reflective practice skills, enriched by ideas and experience from external sources
- learn collaboratively, supporting and supported by their colleagues.

Candidates can work towards the Diploma at their own pace, depending on their priorities and circumstances. Certification provides an international quality mark, enhancing their professional profile, and opening pathways for further professional and career development.

Structure

The Diploma comprises the same Module 1 as the Certificate plus two additional modules related to practice:

Module 2	Teaching and learning in action
Module 3	Developing professional practice

Candidates must achieve a Pass in Module 1 (Certificate programme) to progress to Module 2. Modules 2 and 3 will deepen and extend their knowledge, understanding and skills, and lead to the award of the Diploma. Candidates must pass Module 2 before entering Module 3.

Each module is set out in terms of its learning outcomes, key questions, assessment approach and evidence requirements. Assessment criteria appear at the end of this section.

- Each **learning outcome** is a statement that defines the expected goal of a curriculum in terms of demonstrable skills or knowledge that will be acquired by the candidate.
- The **key questions** show professional learning related to each learning outcome. These questions will support the candidate as they explore the knowledge required to meet the learning outcome.
- The **assessment approach and evidence requirements** explain how candidates can show that they have achieved the learning outcomes.
- The **assessment criteria** are used by Cambridge International examiners in their judgements on the quality of the evidence presented. They specify what the candidate is expected to do in order to demonstrate that they have achieved a learning outcome.

Module 2 Teaching and learning in action

In this module candidates will develop their classroom practice, informed by relevant theories, concepts and principles of teaching and learning, so they can achieve the following learning outcomes.

Learning outcomes

- M:** Plan a coherent scheme of learning that meets both curriculum and student needs.
- N:** Plan lessons that have a clear purpose, a coherent structure, clear links to previous learning and are inclusive.
- O:** Teach lessons that are inclusive and aim for full participation of all students in their classroom.
- P:** Teach lessons that are well managed using a variety of strategies mainly based on active learning approaches.
- Q:** Teach lessons using formative assessment methods and feedback that progresses student learning.
- R:** Evaluate lessons to determine the impact recent developments in teaching practice have had on the students' learning.

Learning outcomes and key questions

Learning outcome M: Plan a coherent scheme of learning that meets both curriculum and student needs.

- Why do teachers plan schemes of learning?
 - What strategies are used to identify students' needs?
 - Why must a teacher have a good understanding of a syllabus to plan a coherent scheme of learning?
 - What are the key features of a coherent scheme of learning?
 - How can having an understanding of backward design help to plan coherent schemes of learning?
-

Learning outcome N: Plan lessons that have a clear purpose, a coherent structure, clear links to previous learning and are inclusive.

- How is the purpose of a lesson made clear?
 - How are lessons structured to make them coherent?
 - Why should new learning be built upon existing learning?
 - What factors need be considered when planning and preparing lessons to make them inclusive?
 - How do teachers plan lessons to develop students' metacognition skills?
-

Learning outcome O: Teach lessons that are inclusive and aim for full participation of all students in their classroom.

- What is your personal understanding of the term "inclusive learning"?
 - How do teachers make their classroom practice inclusive?
 - Why should teachers ensure students participate in a mixture of individual, pair and small group work?
 - Why must teachers know when and how to differentiate the learning?
 - What teaching and learning strategies best lend themselves to the differentiation of learning?
-

Learning outcome P: Teach lessons that are well managed using a variety of strategies mainly based on active learning approaches.

- What strategies are used to effectively manage lessons?
 - What teaching and learning strategies best lend themselves to active learning?
 - What teaching and learning strategies, based on recent research, have the greatest impact on student learning and achievement?
 - When is it appropriate for teachers to use direct instruction methods?
 - Why should students be able to articulate what success looks like for any given task or activity?
-

Learning outcome Q: Teach lessons using formative assessment methods and feedback that progresses student learning.

- What are the advantages and limitations of the formative assessment methods teachers typically use in their classroom practice?
 - What strategies do teachers use to implement AfL strategies effectively in their classroom practice?
 - Why should formative feedback be focused on the learning intentions and success criteria of an activity?
 - What formative feedback strategies do teachers use to successfully progress their students' learning?
-

Learning outcome R: Evaluate lessons to determine the impact recent developments in their teaching practice have had on the students' learning.

- What have been the significant developments in your recent teaching practice?
 - What impact have the significant developments in your recent teaching practice had on your students' learning?
 - Why is it important for teachers to critically engage with learning theories and recent educational research literature on a continuous basis?
 - What new learning have you recently acquired from reading, research or discussion with colleagues during the individual study and work-based elements of the Module 2 programme?
-

The role of the mentor in Module 2

The mentor will support the candidate in choosing two lessons to be observed from their scheme of learning. The mentor will hold a pre-lesson discussion and then observe the candidate delivering each lesson. During the post-observation discussion, the mentor will give feedback to the candidate on the lesson and encourage the candidate to reflect on how effective the lesson was in supporting students in meeting the stated outcomes. The mentor will help the candidate identify key strengths as well as areas for improvement in their teaching practice.

Assessment

Assessment in Module 2 focuses on the development of candidates' classroom practice, which is informed by relevant theories, concepts and principles of teaching and learning.

Candidates must plan, prepare and teach from a scheme of learning within their overall teaching programme. They should develop or select the scheme of learning that is most relevant and interesting to themselves, their students and to their school context. From within the scheme of learning candidates must plan, teach and evaluate two lessons. Their mentor must observe both lessons. There should be sufficient time between the first observed lesson and teaching the second lesson for candidates to reflect on their mentor's feedback to help them learn and further develop their practice. The focus of both observed lessons should be on the new ideas and approaches to learning and teaching the candidate wants to develop in their classroom practice.

Candidates will:

- plan and teach a sequence of learning from within the scheme of learning that:
 - occupies a minimum of 10 hours of contact time
 - consists of a minimum of five consecutive lessons, each of 40–120 minutes' duration
 - is with the same group of students, with a minimum of six students in the group.
- plan two lessons from the sequence of learning
- teach the two lessons
- obtain feedback from their mentor for each lesson.

In the portfolio candidates must submit the following.

Evidence of practice – This includes:

- *Module 2: Scheme of Learning* that includes a brief explanation of the significant changes that will be made to the plan in the next cycle of learning
- *Module 2: Lesson Plan* for each of the two observed lessons
- *Module 2: Observer Feedback Form* for each of the two observed lessons
- one actual example of a *Module 2: Learning Activity* used in one of the two observed lessons; the activity should provide evidence of a new idea or approach being tried out that also makes the learning more inclusive
- one actual example of a *Module 2: Formative Assessment Activity* used in one of the two observed lessons; the activity should provide evidence of a new idea or approach being tried out to more effectively support and monitor students' learning.

Evidence of learning (1600 words)

- 1 Explain the strategies you use in your classroom practice to make your teaching and students' learning inclusive.
- 2 Discuss why you use individual, pair and group work learning activities in your classroom practice.
- 3 Explain why you use a variety of strategies in your classroom practice that are mainly based on active learning.

Evidence of reflection (2000 words)

- 1 Evaluate the effectiveness of the strategies you used in the two observed lessons to differentiate the learning and explain how they can be further improved.
- 2 Evaluate how successfully AfL strategies were used in the two observed lessons to help students learn more effectively.
- 3 Evaluate the two observed lessons using observer feedback and self-reflections to determine the effectiveness of the students' learning and own teaching practice.
- 4 Evaluate what aspects of the Diploma programme made a particular impact on the second observed lesson. Give an example.

Module 3 Developing professional practice

In this module candidates will reflect on their learning and classroom practice systematically through a practitioner inquiry so that they can achieve the following learning outcomes.

Learning outcomes

- S:** Use reflective thinking skills to identify effective aspects of classroom practice and those that require further improvement.
- T:** Carry out a practitioner inquiry to change and improve own teaching practice.
- U:** Plan and teach a lesson specifically designed to improve an aspect of classroom practice.
- V:** Analyse and evaluate learning concepts, theories and research literature that inform understanding of actual classroom practice and how it can be improved.
- W:** Analyse feedback and data collated from different sources to inform reflective practice.
- X:** Critically evaluate what impact a change in classroom practice has had on own teaching practice and student outcomes as a result of practitioner inquiry.

Learning outcomes and key questions

Learning outcome S: Use reflective thinking skills to identify effective aspects of classroom practice and those that require further improvement.

- Why should teachers be continually reflecting on their classroom practice?
- What are the differences between “reflection in action” and “reflection on action”?
- How does reflective thinking help to identify an aspect of classroom practice that requires further improvement?
- Why is the support, advice and guidance from a mentor important in identifying effective aspects of classroom practice and those that require further improvement?

Learning outcome T: Carry out a practitioner inquiry to change and improve own teaching practice.

- Why is the process of practitioner inquiry used to develop a teacher's practice?
- How is the four-stage cycle of practitioner inquiry used to develop and improve a specific area of a teacher's practice?
- Why is it important to engage with appropriate educational and research literature when carrying out a practitioner inquiry?
- What barriers or constraints is a teacher likely to face when carrying out a practitioner inquiry to improve classroom practice?
- What are the advantages and limitations of using the process of practitioner inquiry to develop and improve a specific area of a teacher's practice?

Learning outcome U: Plan and teach a lesson specifically designed to improve an aspect of classroom practice.

- What factors should be considered when creating a lesson plan that is designed to improve an aspect of classroom practice but must also meet curriculum requirements?
 - How does having deep understanding of how learning happens and a good awareness of students' needs help to ensure the required outcomes from a lesson are achieved?
 - What should be the focus of mentor feedback when observing a lesson designed to improve an aspect of classroom practice?
 - What methods can be used to obtain rigorous student feedback on the aspect of classroom practice being improved?
-

Learning outcome V: Analyse and evaluate learning concepts, theories and research literature that inform understanding of actual classroom practice and how it can be improved.

- Why is it important for a teacher to be able to articulate the principles of teaching and learning that underpin their classroom practice?
 - How has a greater understanding of the principles of teaching and learning made an impact on your classroom practice and the students' learning?
 - Why should teachers read, analyse and critically evaluate appropriate educational and research literature?
 - How does the process of practitioner inquiry help a teacher to probe, explore, question and challenge a learning concept or theory more deeply?
-

Learning outcome W: Analyse feedback and data collated from different sources to inform reflective practice.

- What sources of feedback and data can be obtained when carrying out the practitioner inquiry?
 - Why is it important to use a wide range of sources to obtain practitioner inquiry feedback and data?
 - How can the feedback and data from practitioner inquiry be collated and analysed to inform the teaching and learning process?
 - How can the feedback and data from practitioner inquiry be collated and analysed to make it more understandable and communicable to a wider audience?
-

Learning outcome X: Critically evaluate what impact a change in classroom practice has had on own teaching practice and student outcomes as a result of practitioner inquiry.

- How can you measure, monitor and compare students' learning progress over time?
 - How valid and reliable are these measurements?
 - How can this data be supported by other evidence?
 - How can the outcomes from practitioner inquiry be used to inform the next steps in teaching and learning as part of professional development?
 - What impact has the change in classroom practice had on your students' learning?
-

The role of the mentor in Module 3

Once the candidate and mentor have agreed the area of interest, the mentor will carry out a discussion with the candidate regarding their reason for choosing the area of interest they would like to explore. The mentor will then observe the presentation and take part in the debate that follows the candidate's presentation of their findings to their peers. The mentor will observe the candidate in their practice and support them in developing their professional development plan.

Assessment

Assessment in Module 3 requires candidates to use reflective practice and collaborative skills to develop **one** specific aspect of classroom practice that requires improvement.

The candidate will investigate an aspect of their practice. They will work with their mentor and colleagues and carry out practitioner inquiry.

A candidate's mentor will support the candidate in choosing one aspect from the list below:

- | | |
|------------------------------------|---|
| 1 Classroom questioning skills | 6 Developing students' critical thinking skills |
| 2 Managing pair and group work | 7 Developing students' metacognition skills |
| 3 Using active learning approaches | 8 Embedding formative assessment and feedback methods to support and monitor learning |
| 4 Differentiating learning | 9 Developing students' independent learning skills |
| 5 Making learning inclusive | 10 Managing lessons and student behaviour effectively |

Practitioner inquiry is based on a cycle of learning and reflection. Candidates will need to work through the four stages in an organised manner. The stages in the practitioner inquiry are explained below.

Stage	What?	Who?	How?
Plan	<ul style="list-style-type: none"> What area of teaching practice will I investigate? What question can I pose to keep a focus on the aspect of practice being improved? How will I approach the practitioner inquiry? How will I research the theoretical concepts? 	Candidate Candidate inquiry group Mentor	<i>Module 3: Summary of Collaborative Learning</i>
Teach	<ul style="list-style-type: none"> How will I ensure the lesson will meet the planned inquiry question? What will be the focus of the observation? What feedback will I capture? 	Candidate Mentor	<i>Module 3: Lesson Review</i> <i>Module 3: Observer Evaluation Form</i> <i>Module 3: Student Feedback Form</i>
Review	<ul style="list-style-type: none"> What methods of collecting data will I use? How will I analyse and present the data? How will I share my findings with colleagues and interested parties? 	Candidate Candidate inquiry group Mentor Peers School leadership	<i>Presentation: Practitioner inquiry findings</i>
Reflect	<ul style="list-style-type: none"> How will I embed my findings into my practice? What other professional development will I carry out in the future to support my practice? 	Mentor	<i>Module 3: Professional Development Plan</i> <i>Module 3: Summary of Collaborative Learning</i>

In the portfolio candidates will submit the following.

Evidence of practice – This includes:

- *Module 3: Lesson Activities Review* that incorporates the practitioner inquiry question
- *Module 3: Observer Evaluation Form* for the lesson
- *Module 3: Student Feedback Form* for the lesson
- a presentation (created in a software program such as PowerPoint, with a maximum of five slides) of practitioner inquiry findings that was presented to their mentor and colleagues
- *Module 3: Professional Development Plan* agreed with mentor
- *Module 3: Summary of Collaborative Learning*.

Evidence of learning and reflection (3600 words)

- 1 A justification of why teachers need to develop their reflective thinking skills to improve their classroom practice.
- 2 An explanation of how the process of practitioner inquiry was used to develop an aspect of classroom practice identified as requiring further improvement.
- 3 A critical analysis of the learning theories and literature used during practitioner inquiry.
- 4 A critical evaluation of the findings from the practitioner inquiry process to assess the impact the aspect of practice being developed has had on own teaching practice and the students' learning.
- 5 A critical evaluation of the knowledge and skills gained during the Diploma programme and what the candidate intends to develop in his or her future professional practice to improve teaching practice that will enable students to learn more effectively.

Assessment criteria

Candidates will be graded for each module according to the following criteria, applied to the portfolio of evidence as a whole:

- 1 Understanding teaching and learning.
- 2 Developing thinking and practice.
- 3 Analysis and discussion.
- 4 Communication and presentation.

To achieve a Distinction in the Diploma, a candidate must achieve Distinction in at least two modules.

DISTINCTION

Understanding teaching and learning	Demonstrates a detailed, accurate and well-informed understanding of key concepts and principles, with some evaluation of different ideas or approaches. Evidence of some sustained critical analysis and evaluation in their application to both their own and others' practice.
Developing thinking and practice	Evidences effective practice in detail and with insight, and with awareness and appropriate analysis of how different theories and principles apply to practice. Well-developed application of a number of theories and principles to own practice. Well-developed reflective evaluation of own practice and specific ways of learning from experience.
Analysis and discussion	Analyses, with insight and in detail, questions and issues drawn from relevant and topical studies, enquiries and experience. Relevant and appropriately depicted examples drawn from well-established evidence. Range of different and relevant information sources to inform analysis and discussion. Well-structured approach.
Communication and presentation	Presents ideas, arguments and informatoin in a well-structured, consistant and clearly expressed manner. Presentation of work is highly professional, and views/opinions supported by external reference to relevant sources. Academic conventions followed consistently throughout the work, with referencing to published or other accepted sources of evidence that are current.

PASS

Understanding teaching and learning	Demonstrates a sound and informed understanding of key concepts and principles, with an awareness of different ideas or approaches. Analyses and evaluates application of key concepts and principles to both their own and others' practice.
Developing thinking and practice	Evidences effective practice with detail, in some areas. Thorough and informed understanding of how different theories and principles apply to practice. Sound application of theories and principles to practice. Evidence of reflective evaluation of own practice, and some insight into learning from experience.
Analysis and discussion	Analyses questions and issues arising from appropriate studies, enquiries and experience, appropriately and with relevance. Evidence of use of different information sources to support discussion and analysis. Structured approach to analysis and discussion.
Communication and presentation	Presents ideas, arguments and information in a well-ordered manner, with sound levels of consistency and expression. Professional presentation of work, with use of external sources of evidence. Academic conventions followed, with use of accepted referencing conventions.

FAIL

Understanding teaching and learning	Demonstrates inadequate or poor understanding of relevant concepts and principles. Application to own and others' practice may be limited, inadequate or inappropriately applied. Application to others' practices may be absent.
Developing thinking and practice	Little or poor evidence of linking effective practice with theories and principles. Limited or inaccurate understanding of relevant theories and practice. Little evidence of application of theories and principles to own practice.
Analysis and discussion	Descriptive approach, with some inaccuracies and misunderstandings in places. Opinions and views expressed, but poor or inappropriate links to evidence and/or relevant examples. Work likely to be poorly organised and structured.
Communication and presentation	Work demonstrates weaknesses in presentation and may be poorly structured and not presented in a professional manner. Opinions may be given without any attempt to provide support from other accepted external sources.

4 Cambridge ePortfolio Platform, PDQ Connect

What is an ePortfolio?

An ePortfolio is a purposeful collection of information and digital artefacts that demonstrates development or evidences learning outcomes, skills or competencies. It is a new way that Cambridge International can support candidates in collating and submitting their evidence of learning, practice and reflection.

Why use PDQ Connect?

The scope of what can be submitted as part of an ePortfolio for assessment is wide ranging. Candidates can submit a variety of artefacts, for example, graphics, pictures, stories, journals or projects. PDQ Connect provides candidates with lots of ways to use feedback from assessment to support their learning and reflection. The ability to collect, reflect and connect aligns with assessment-as-learning principles. These cognitive skills are highly valued and promote lifelong learning and the development of reflective practitioners.

What learning methods can be included in an ePortfolio?

PDQ Connect can be used in the following ways.

- Collect: Organise digital information and the format it will be shown in.
- Select: Select artefacts which add value to the portfolio and meet the qualification requirements.
- Curate: Select and manage data and research available on the internet.
- Collaborate: Work with other candidates and peers to deepen the learning experience.
- Reflect: A reflective journal tool can capture reflections on practice and learning.
- Feedback: Invite peers, mentors and Programme Leaders to access the portfolio to comment and give feedback.
- Assess: Self-assess and peer assess against the learning outcomes and assessment criteria.

What are the benefits of using PDQ Connect?

Candidates now have an enhanced way of presenting and organising their work and can make use of digital resources in a dynamic way.

Cambridge International is committed to ensuring that all assessments are 'fair, have sound ethical underpinning, and operate according to the highest technical standards' (The Cambridge Approach 2009). Cambridge International expects technology to be used to enhance the assessment process in terms of reliability, validity, accessibility as well as efficiency, and not to dilute its quality (Craven 2009).

- Validity: Assessment should measure what it claims to measure and what it is important to measure; there must be a close fit between the assessment methods and the learning outcomes.
- Authenticity: All assessment practices must have processes in place to ensure that the evidence for assessment is the learner's work.
- Reliability and consistency: Assessment should be capable of generating sufficient evidence for the target level.

5 Glossary

The following definitions apply throughout this syllabus.

Word or phrase	What it means
Achievement	measures the improvement in a learner's performance over a period of time as the result of a process of learning; this is reflected in their grades
Acquisition model of learning	learning is seen as acquiring knowledge and skills through direct instruction
Active learning	based on the theory of constructivism, 'active learning' describes a classroom approach which acknowledges that learners are active in the learning process by building knowledge and understanding in response to learning opportunities provided by their teacher; learners are engaged in a variety of learning activities that challenge their thinking
Aim	a broad statement of intent indicating what the teacher must teach and the learners must learn during a process of learning
Assessment	a process through which evidence, produced by a learner, is collected in a planned and systematic way and used to make a judgment about that learner's learning
Assessment criteria	criteria that specify the standard required to achieve a learning outcome
Assessment for learning (Afl)	Essential teaching strategies during learning to help teachers and students evaluate progress in terms of understanding and skill acquisition, providing guidance and feedback for subsequent teaching and learning
Assessment of learning	an alternative term for summative assessment
Attainment	the level or standard reached by a learner at the end of a learning sequence or learning programme that is evidenced by test or examination results
Behaviourism	based on stimulus-response theory in which all learning involves an observable change in behavior
Candidate	the person following a Cambridge Professional Development syllabus
Cognitivism	focuses on how information is received, organised, stored and retrieved by the brain; it involves an understanding of how people think and gain knowledge, skills and understanding
Collaboration	working with one or more colleagues for a particular purpose or to achieve a common goal
Constructivism	A philosophy of learning based on the concept that people construct their own understanding by reflecting on their personal experiences, and by relating the new knowledge with what they already know. Individuals create their own mental-models, known as 'schemas', to make sense of the world. Individuals accommodate new knowledge by adjusting their schemas
Criterion-referencing	an evaluative description of the qualities to be assessed (what a learner knows and can do) without reference to the performance of others

Word or phrase	What it means
Critical evaluation	consideration of the effectiveness, value and validity of an action, process or product; being able to say why something was or was not effective, worthwhile or valid
Critical thinking	the ability, underlying all rational discourse and enquiry, to assess and evaluate analytically particular assertions or concepts in the light of either evidence or wider contexts
Curriculum	the curriculum describes what is to be learned and taught; it is usually presented as syllabi for sequential stages of student learning
Dialogic teaching	a verbal communicative method; the learners are equal partners with the teacher in a process of exchanging ideas
Didactic teaching	model of instruction in which knowledge is imparted or transmitted from the teacher to the learners
Differentiated learning	adapting teaching to suit the needs of different learners for their current level of understanding and performance; the teacher provides appropriate learning activities, support and assessment activities so all learners have opportunities to learn effectively
Evaluate	to judge or determine the quality, importance or value of something
Experiential learning	a process in which learners learn from direct experience
Formative assessment	activity that takes place continuously during a learning programme to support students' learning, monitors their learning progress and helps to inform their future learning and the teacher's teaching practice
Higher-order thinking skills	learners use their critical, logical, reflective, metacognitive and creative thinking skills to analyse, synthesise and evaluate
Humanism	approaches to learning that consider the development of the whole person to be more important than specific subject matter
Inclusive learning	education which is available for everyone; trying to meet the needs of all learners and providing access to education to learners with special needs
Key questions	these show professional learning related to each learning outcome. These questions will support the candidate as they explore the knowledge required to meet the learning outcome
Learner	we use 'learner' in a general, aspirational sense
Learning objectives	these are statements that define the expected goal of a curriculum, course, lesson or activity in terms of demonstrable skills or knowledge that will be acquired by a student as a result of instruction
Learning outcomes	these specify what learners know, understand and/or are able to demonstrate after completing a process of learning
Lower-order thinking skills	remembering, understanding and applying learning
Mentor	an experienced person who supports and assists another person in learning and developing their professional practice

Word or phrase	What it means
Metacognition	this term is used to describe 'thinking about thinking'; it describes the processes involved when learners plan, monitor, evaluate and make changes to their own learning behaviours
Motivation	a person's desire or willingness to participate in the learning process
Norm-referencing	comparing one learner's performance with that of everyone else being assessed
Participation model of learning	creating personal meaning by reflecting on shared experiences and then applying it in different situations
Pedagogy	the study and theory of the methods and principles of teaching
PDQ Connect	an online platform where candidates collate and submit their ePortfolio of evidence
Practitioner inquiry	a cycle of inquiry made by a teacher or leader into their practice with the aim of improving their professional practice and the learners' learning
Reflection in action	reflecting during the experience; thought of as 'thinking on our feet' and making changes as the situation demands
Reflection on action	reflecting after the experience and making changes as a result of retrospective thinking
Reflective account	an account of an event or a process that is not simply descriptive; it addresses evaluative questions as well as how and why questions
Reflective journal	a document in digital or traditional book format can be used to record experiences; it is subsequently used to critically reflect on learning or practice in order to improve future learning or teaching practice
Reflective practice	a process through which one continuously learns from the experience of planning, practice, assessment and evaluation to help improve the quality of teaching and learning over time
Reliability	how well a test consistently measures what it is supposed to measure; reliability exists if repeat marking of a single assessment by a second or third examiner produces the same outcome, or if the learner achieves the same outcome when taking a second version of the same test.
Scaffolding learning	appropriate guidance and support is provided by a teacher or peers to enable a learner to build on their current level of understanding and progressively acquire confidence and independence in using new knowledge or skills
Scheme of learning	also known as a programme plan or scheme of work; an interpretation of a syllabus into a sequence of lessons
Social constructivism	based on the concept that learning happens primarily through social interaction with others such as a teacher and peers
Special education needs	refers to learners who experience learning difficulties that make it harder for them to learn than most children and young people of the same age
Spiral of learning	learners revisit the same subject matter at periodic points in time and in each cycle of learning the knowledge, skills and understanding associated with the subject matter is broadened and deepened
Student	we use this term to refer to the person in the classroom learning from a teacher
Success criteria	the key steps or elements a learner needs to evidence in order to meet a learning intention

Word or phrase	What it means
Summative assessment	typically end-of-learning assessment tasks, such as examinations and tests, to measure and record the level of learning achieved, for progression to the next level or for certification.
Teacher	this is used to refer to anyone holding the position of teacher; it could be the candidate's colleagues or used in a general sense
Tutorial	a short class conducted by a teacher for one learner or a small number of learners, usually focused on personal target-setting and reflection on the learners' own learning

Cambridge Assessment International Education
The Triangle Building, Shaftesbury Road, Cambridge CB2 8AE, United Kingdom
Tel: +44 (0)1223 553554 Fax: +44 (0)1223 553558
Email: info@cambridgeinternational.org www.cambridgeinternational.org

Copyright © UCLES January 2018